

# EMTOP

— MAKING A DIFFERENCE —



Catalogue

2021





**EMTOP is an affordable range of Power Tools and Hand Tools guaranteed to make your everyday tasks efficient and simple. With a sturdy design, our power tools will stand up to the rigors of your toughest project.**

**With such a wide range tools, you are sure to find the right tool at the right price.**

**EMTOP –Making a difference**



**EMTOP tools come with a One Year Warranty. Parts & After Sales service available.**

# EMITOP

|                                |    |
|--------------------------------|----|
| Batteries.....                 | 11 |
| Blowers.....                   | 11 |
| Demolition Breakers.....       | 8  |
| Drills.....                    | 4  |
| Electrical Hand Tools.....     | 16 |
| Grinders.....                  | 6  |
| Hand Tools.....                | 12 |
| Lawnmowers.....                | 11 |
| Planers/Sanders/Polishers..... | 9  |
| Pressure Washers.....          | 10 |
| Safety Equipment.....          | 15 |
| Saws.....                      | 7  |
| Vacuums.....                   | 11 |
| Welding Plants.....            | 10 |

## Lithium-Ion Impact Drill 20V

ULCIDL72003

[15301000]



### DESCRIPTION:

- Mechanical 2-speed gear
- 20V Lithium-Ion 2.0Ah batteries
- With 2pcs battery pack
- With 1pcs fast charger
- Integrated work light
- LED battery power indicator
- With 50pcs accessories
- Packed by plastic box

|                         |                  |
|-------------------------|------------------|
| <b>Voltage:</b>         | 20V              |
| <b>No-load speed:</b>   | 0-450/0-1900/min |
| <b>Max.impact rate:</b> | 22500/min        |
| <b>Max.torque:</b>      | 55NM             |
| <b>Chuck capacity:</b>  | 2.0-13mm         |
| <b>Torque settings:</b> | 23+1+1           |
| <b>Charge volts:</b>    | 20V-240V~50/60Hz |

## Impact Drill 680W

ULMDL0681

[15301010]



### DESCRIPTION:

- Variable speed
- Forward/Reverse switch
- Hammer function
- Packed by color box

|                               |               |
|-------------------------------|---------------|
| <b>Voltage:</b>               | 110-120V~60Hz |
| <b>Input Power:</b>           | 680W          |
| <b>No-load speed:</b>         | 0-3000rpm     |
| <b>Max.drilling capacity:</b> | 13mm          |

## ½" Impact Drill 850W

ULMDL0851

[15301015]



### DESCRIPTION:

- Variable speed
- Forward/Reverse switch
- Hammer function
- Packed by color box

|                               |               |
|-------------------------------|---------------|
| <b>Voltage:</b>               | 110-120V~60Hz |
| <b>Input Power:</b>           | 850W          |
| <b>No-load speed:</b>         | 0-2400rpm     |
| <b>Max.drilling capacity:</b> | 0.5 inches    |

## Impact Drill 1100W

ULMDL1101

[15301018]



### DESCRIPTION:

- Variable speed
- Forward/Reverse switch
- Hammer function

|                               |               |
|-------------------------------|---------------|
| <b>Voltage:</b>               | 110-120V~60Hz |
| <b>Input Power:</b>           | 1100W         |
| <b>No-load speed:</b>         | 0-2800rpm     |
| <b>Max.drilling capacity:</b> | 13mm          |



## Rotary Hammer 800W

ULRHRL801

[15301020]



### DESCRIPTION:

- With 3 drills and 2 chisels
- Packed by BMC

|                               |   |
|-------------------------------|---|
| <b>Voltage:</b>               | 110-120V~60Hz                               |
| <b>Input Power:</b>           | 800W  |
| <b>No-load speed:</b>         | 0-1100rpm                                   |
| <b>Impact Rate:</b>           | 0 - 4000bpm                                 |
| <b>Impact Energy:</b>         | 2.5J  |
| <b>Max.drilling capacity:</b> | Concrete: 26mm<br>Steel: 13mm<br>Wood: 30mm |

## Lithium-Ion Rotary Hammer

ELRH202201

[15301023]



### DESCRIPTION:

- Brushless Motor
- Integrated Work Light
- SDS plus Chuck System
- 3 Drill bits and 1 Chisel bit
- Cordless
- Battery & Charger Included

|                               |           |
|-------------------------------|-----------|
| <b>Voltage:</b>               | 20V       |
| <b>Impact rate:</b>           | 0-4700bpm |
| <b>No-load speed:</b>         | 0-1350rpm |
| <b>Max.drilling capacity:</b> | 22 inches |

## 1/2" Impact Wrench

ULCDLIW20221

[15301030]



### DESCRIPTION:

- Brushless Motor
- 20V Lithium-Ion 2.0Ah batteries
- With 2pcs battery pack
- With 1pc 1hr charger
- Integrated work light
- LED battery power indicator
- With 3pcs sockets (17, 19 & 21mm)
- Packed by canvas bag

|                       |                     |
|-----------------------|---------------------|
| <b>Voltage:</b>       | 20V                 |
| <b>Square Drive:</b>  | 1/2"                |
| <b>No-load speed:</b> | 0-1300 / 0-2100/min |
| <b>Impact rate:</b>   | 0-2000 / 0-3300bpm  |
| <b>Max. torque:</b>   | 300NM               |
| <b>Charge volts:</b>  | 110V - 240V~50/60Hz |

## Air Impact Wrench

EATL126801

[15301035]



### DESCRIPTION:

- Twin Hammer Mechanism
- 3pc socket (17mm, 19mm, 21mm)
- EU, NA, Nitto & Italy type connectors

|                         |            |
|-------------------------|------------|
| <b>Square Drive:</b>    | 12.5mm     |
| <b>Max. Torque:</b>     | 610Nm      |
| <b>No-Load Speed:</b>   | 700rpm     |
| <b>Air Consumption:</b> | 142.5L/Min |
| <b>Air Pressure:</b>    | 6.2bar     |

## 4 1/2" Angle Grinder 750W

ULAGR07581

[15302000]



### DESCRIPTION:

- With 1pcs auxiliary handle
- Packed by color box

|                        |               |
|------------------------|---------------|
| <b>Voltage:</b>        | 110-120V~60Hz |
| <b>Input Power:</b>    | 750W          |
| <b>No-load speed:</b>  | 11000rpm      |
| <b>Disc diameter:</b>  | 4 1/2"        |
| <b>Spindle Thread:</b> | 5/8" - 11UNC  |

## 5" Angle Grinder 900W

ULAGR09051

[15302005]



### DESCRIPTION:

- With 1pcs auxiliary handle
- Packed by color box

|                        |                  |
|------------------------|------------------|
| <b>Voltage:</b>        | 110-120V~50/60Hz |
| <b>Input Power:</b>    | 900W             |
| <b>No-load speed:</b>  | 12000rpm         |
| <b>Disc diameter:</b>  | 5"               |
| <b>Spindle Thread:</b> | 5/8" - 11UNC     |

## 5" Angle Grinder 1500W

ULAGR15053

[15302007]



### DESCRIPTION:

- With 1pcs auxiliary handle

|                        |                  |
|------------------------|------------------|
| <b>Voltage:</b>        | 110-120V~50/60Hz |
| <b>Input Power:</b>    | 1500W            |
| <b>No-load speed:</b>  | 11000rpm         |
| <b>Disc diameter:</b>  | 5"               |
| <b>Spindle Thread:</b> | 5/8" - 11UNC     |

## 9" Angle Grinder 2400W

ULAGR24093

[15302010]



### DESCRIPTION:


- Adjustable cutting depth
- Adjustable bevel cutting
- With 1pcs 7-1/4" blade
- Packed by color box

|                        |  |
|------------------------|--|
| <b>Voltage:</b>        | 110-120V~50/60Hz                       |
| <b>Input Power:</b>    | 2400W                                  |
| <b>No-load speed:</b>  | 4800rpm                                |
| <b>Disc diameter:</b>  | 9"                                     |
| <b>Spindle Thread:</b> | 45 degree: 1 3/4"<br>90 degree: 2 1/2" |



## 6" Bench Grinder 110-120V ULBGR61501

[15302100]



### DESCRIPTION:

- Heavy Duty Aluminum Base
- Adjustable Work Rest

|                               |               |
|-------------------------------|---------------|
| <b>Voltage:</b>               | 110-120V~60Hz |
| <b>Input Power:</b>           | 150W          |
| <b>No-load speed:</b>         | 3450rpm       |
| <b>Whee Size:</b>             | 150mm (6")    |
| <b>Max cutting Steel Bar:</b> | 30mm          |

## 7 ¼" Circular Saw 1400W ULCSW1852

[15303000]



### DESCRIPTION:

- Adjustable cutting depth
- Adjustable bevel cutting
- With 1pcs 7-1/4" blade
- Packed by color box

|                          |                                    |
|--------------------------|------------------------------------|
| <b>Voltage:</b>          | 110-120V~50/60Hz                   |
| <b>Input Power:</b>      | 1400W                              |
| <b>No-load speed:</b>    | 4800rpm                            |
| <b>Blade diameter:</b>   | 7 ¼" x 0.787"                      |
| <b>Cutting capacity:</b> | 45 degree: 1 ¾"<br>90 degree: 2 ½" |

## Jig Saw 570W ULJSW5701

[15303020]



### DESCRIPTION:

- 4 Step Pendulum Function
- Additional 3pc Jig Saw Blades
- 1 Set Carbon Brushes
- Packed by color box

|                          |                          |
|--------------------------|--------------------------|
| <b>Voltage:</b>          | 110-120V~50/60Hz         |
| <b>Input Power:</b>      | 570W                     |
| <b>No-load speed:</b>    | 800 - 3000rpm            |
| <b>Cutting capacity:</b> | Wood: 65mm<br>Steel: 8mm |

## Chop Saw 2350W ULCFS3551

[15303030]



### DESCRIPTION:

- With 1pc 355mm Cutting Disc
- Packed by carton box

|                               |  |
|-------------------------------|--|
| <b>Voltage:</b>               | 110-120V~60Hz  |
| <b>Input Power:</b>           | 2350W  |
| <b>No-load speed:</b>         | 3800rpm  |
| <b>Max cutting capacity:</b>  | Round Pipe: 100mm<br>Square Steel: 100x100mm<br>Rectangle: 120x100mm |
| <b>Max cutting Steel Bar:</b> | 30mm   |

## Wall Chaser 1500W

ULMCR15001

[15303040]



### DESCRIPTION:

- With 1pc Chisel
- With 1pc auxiliary handle
- With 1 set carbon brushes
- With 4pc cutting disc
- Packed by colour box

|                        |               |
|------------------------|---------------|
| <b>Voltage:</b>        | 110-120V~60Hz |
| <b>Input Power:</b>    | 1500W         |
| <b>No-load speed:</b>  | 3800rpm       |
| <b>Disc Diameter:</b>  | 5"            |
| <b>Spindle Thread:</b> | 5/8" - 11UNC  |
| <b>Cutting Depth:</b>  | 3-29 mm       |
| <b>Cutting Width:</b>  | 5/8" - 11UNC  |

## Reciprocating Saw

ULRSW8001

[15303050]



### DESCRIPTION:

- SDS Blade Change Chuck
- With 1pc Metal Saw Blade
- With 1pc Wood Saw Blade
- Packed by Colour Box

|                           |  |
|---------------------------|--|
| <b>Voltage:</b>           | 110-120V~60Hz                                  |
| <b>Rated Power:</b>       | 750W   |
| <b>No-load speed:</b>     | 900-3300rpm                                    |
| <b>Max cutting depth:</b> | Wood: 4 1/2"<br>Steel: 1/2"<br>Aluminum: 5/16" |

## Lithium Ion Reciprocating Saw

ELRS201151

[15303052]



### DESCRIPTION:

- SDS Blade Change Chuck
- With 1pc Metal Saw Blade
- With 1pc Wood Saw Blade
- Packed by Colour Box
- Cordless

|                          |                           |
|--------------------------|---------------------------|
| <b>Voltage:</b>          | 20V                       |
| <b>No-load speed:</b>    | 0-2800/min                |
| <b>Cutting Capacity:</b> | Wood: 8mm<br>Steel: 115mm |

## Demolition Breaker

ULDBRH1701

[15301050]



### DESCRIPTION:

- HEX Chuck System
- 16Kgs Demolition Breaker
- 2pc Chisels


|                      |                  |
|----------------------|------------------|
| <b>Voltage:</b>      | 110-120V~50/60Hz |
| <b>Impact Rate:</b>  | 1400bmp          |
| <b>Impact Force:</b> | 45J              |



## Electric Router

ULERR1601

[15304050]



### DESCRIPTION:


- 1pc Coping Ring
- 1pc Aluminum Guide Fence
- 1 set of Parallel Guides
- 1 set of Carbon Brushes

|                         |                  |
|-------------------------|------------------|
| <b>Voltage:</b>         | 110-120V~50/60Hz |
| <b>Input Power:</b>     | 1600W            |
| <b>No-Load Speed:</b>   | 22000rpm         |
| <b>Plunge Capacity:</b> | 0-60mm           |

## Electric Planer

ULECR1051

[15304002]



### DESCRIPTION:

- Heavy Duty Aluminum Base
- Aluminum Side Cover
- Self-Cooling Belt System
- 2pc planing blades

|                                    |               |
|------------------------------------|---------------|
| <b>Voltage:</b>                    | 110-120V~60Hz |
| <b>Input Power:</b>                | 1050W         |
| <b>No-Load Speed:</b>              | 16000rpm      |
| <b>Planning Width &amp; Depth:</b> | 3-1/4" x 1/8" |

## Palm Sander 240W 14000RPM

UULFSR2401

[15304000]



### DESCRIPTION:

- With 5pc Sand Paper
- Packed by colour box

|                       |                  |
|-----------------------|------------------|
| <b>Voltage:</b>       | 110-120V~50-60Hz |
| <b>Input Power:</b>   | 240W             |
| <b>No-load speed:</b> | 14000rpm         |
| <b>Bottom base:</b>   | 110mmx100mm      |

## Angle Polisher 1400W

ULAPR1401

[15304020]



### DESCRIPTION:

- Durable aluminum gear box
- 1pc polishing pad
- 1pc polishing bonnet

|                                |                  |
|--------------------------------|------------------|
| <b>Voltage:</b>                | 110-120V~50-60Hz |
| <b>Input Power:</b>            | 1400W            |
| <b>No-load speed:</b>          | 1500-4500rpm     |
| <b>Polishing Pad Diameter:</b> | 7"               |

## Welding Machine Inverter MMA 110-120/240V ULWDEM2031

[15306000]



### DESCRIPTION:

- Carbon brush motor
- Pure copper wire
- Auto stop system

|                        |                   |
|------------------------|-------------------|
| Input Voltage:         | 110-120V/220-240V |
| Frequency:             | 50/60 Hz          |
| Output Current:        | 15-200A           |
| Duty Cycle:            | 200A @ 60%        |
| No-Load Voltage:       | 85V               |
| Max Output current:    | 200A              |
| Diameter of electrode: | 1.6-4.0mm         |

## High Pressure Washer 1400W ULHPW1401

[15305000]



### DESCRIPTION:

- Carbon brush motor
- Pure copper wire
- Auto stop system

|               |                  |
|---------------|------------------|
| Voltage:      | 110-120V~60Hz    |
| Input power:  | 1400W            |
| Max Pressure: | 130Bar (1900PSI) |
| Flow Rate:    | 5.5L/min         |
| PSI:          | 1900PSI          |

## High Pressure Washer 1800W, 2200PSI ULHPW1801

[15305005]



### DESCRIPTION:

- Carbon brush motor
- Pure copper wire
- Auto stop system
- UL Plug
- 1pc soap bottle
- 1 set water spray gun
- 5m high pressure hose
- Packed by colour box

|               |                  |
|---------------|------------------|
| Voltage:      | 110-120V~60Hz    |
| Input power:  | 1800W            |
| Max Pressure: | 150Bar (2200PSI) |
| Flow Rate:    | 6.0L/min         |

## Spray Gun (Quick Connector) UHPS0101

[15305050]



### DESCRIPTION:

- Suitable for EHPW1401, ULHPW1401, EHPW1801, ULHPW1801, EHPW2001
- Plastic Body
- Packed by Carton Box



## Lithium-Ion Blower

ELAB20018

[15305026]

**P20S**  
Lithium-Ion



### DESCRIPTION:

- Cordless
- Battery & Charger Included

|                        |                        |
|------------------------|------------------------|
| <b>Voltage:</b>        | 20V                    |
| <b>Input Power:</b>    | 1050W                  |
| <b>No-Load Speed:</b>  | 0-9000/0-18000rpm      |
| <b>Max Air Volume:</b> | 2.7m <sup>3</sup> /min |

## Gasoline Lawn Mower

EGLMM181410

[15305030]



### DESCRIPTION:

- 4 Stroke Engine
- Steel Deck

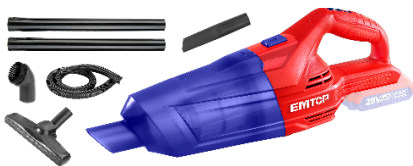
|                        |           |
|------------------------|-----------|
| <b>Displacement:</b>   | 141cc     |
| <b>Rated Power:</b>    | 4HP       |
| <b>Rated Speed:</b>    | 2600rpm   |
| <b>Drive Type:</b>     | Hand Push |
| <b>Cutting Height:</b> | 25-75mm   |
| <b>Catcher Volume:</b> | 60L       |

## Vacuum Cleaner

ELVC2003

[15305060]

**P20S**  
Lithium-Ion



### DESCRIPTION:

- 0.7L Dust Capacity
- Stainless Steel Filter Net
- 1pc Crevice Nozzle
- 1pc Dust Brush
- 1pc floor nozzle
- 1pc flexible Extension tube
- Cordless
- Battery & Charger Included

|                 |     |
|-----------------|-----|
| <b>Voltage:</b> | 20V |
|-----------------|-----|

## Battery Pack

EBPK2002-P20S

[15308050]

**P20S**  
Lithium-Ion

**4.0Ah**



### DESCRIPTION:

- Fits all P20S Multiple Tools

|                 |       |
|-----------------|-------|
| <b>Voltage:</b> | 20V   |
| <b>Amps:</b>    | 4.0Ah |

## Battery Charger ULFCR20200

[15308051]



### DESCRIPTION:

- Fast intelligent charger
- Charges 20V 2.0Ah battery in 1Hr
- Charges 20V 4.0Ah battery in 2Hr

|                     |                   |
|---------------------|-------------------|
| <b>Voltage:</b>     | 110V-120V~50/60Hz |
| <b>Output:</b>      | 20V               |
| <b>Input Power:</b> | 50W               |

## Lithium Ion Screwdriver 8V ULCSR0801

[15301040]



### DESCRIPTION:

- Integrated work light
- Charge level indicator
- With 1pc 2hr Charger
- With 10pcs 25mm Cr-V bits and Holder
- With 1pcs magnetic bit holder

|                         |                  |
|-------------------------|------------------|
| <b>Voltage:</b>         | 8V               |
| <b>Charger volts:</b>   | 110-120V~50/60Hz |
| <b>Hex Shank:</b>       | 1/4"             |
| <b>No-load speed:</b>   | 0-22/min         |
| <b>Max. torque:</b>     | 6 N.M            |
| <b>Torque settings:</b> | 15+1             |

## 13 in 1 Ratchet Screwdriver Set ESDRH1202

[15307010]



### DESCRIPTION:

- 1pc Ratchet Handle
- Folding Handle
- High Quality
- CR-V Material
- 12pcs: 63.35 x 25mm Screwdriver bits
- Sizes: SL4 SL5 SL6 SL7 PH0 PH1  
PH2 PH3 PZ0 PZ1 PZ2 PZ3
- Packed by display colour box

## 8pc Handtools Set EHTS01081

[15307000]



### DESCRIPTION:

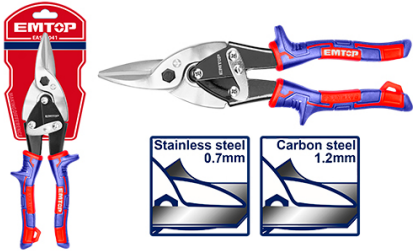
- 7" Combination Wrench
- Test Pencil 100-500VAC
- 8oz Mini Claw Hammer
- 8" Scissors
- 9mm Snap-off Blade Knife
- SL5.5 x 100 Screwdriver
- PH1 x 100 Screwdriver
- 3m Steel Measuring Tape



## Aviation Snip

EASP1041

[15306010]



### DESCRIPTION:

- Unique design two tone soft handle

|                                    |        |
|------------------------------------|--------|
| Length:                            | 250mm  |
| Carbon Steel Cutting Thickness:    | ≤1.2mm |
| Stainless Steel Cutting Thickness: | ≤0.7mm |

## 6" Diagonal Cut Pliers

EPLRD0611

[15307020]




### DESCRIPTION:

- 6"/160mm
- Polish & anti-rust oil
- Two colour handle
- Packed by Sliding Card

## 12" Hacksaw Frame

EHFE3001

[15307040]



### DESCRIPTION:

- 300mm/12"
- Unique design Hacksaw Frame
- Including 1pc 65Mn Saw Blae
- Packed by Paper card

## 12" Hacksaw Frame

EHFE3004

[15307045]



### DESCRIPTION:

- 30mm/12"
- Heavy Duty Frame
- Aluminium + ABS + TPR handle, strong and comfortable
- Adjustable tension
- Quick-release blade changing mechanism
- Including 1pcs 65Mn saw blade
- Packed by paper card

## Snap-off Blade Knife

ESNK18102

[15307049]



### DESCRIPTION:

- Flat Push Button

|             |              |
|-------------|--------------|
| Length:     | 173mm        |
| Blade Size: | 18mm x 100mm |

## PVC Pipe Cutter

EPCR4201

[15307050]



### 3CR13 BLADE



CUTTING RANGE: 3-42MM

### DESCRIPTION:

- Length:193mm
- Material: 3CR13
- Cutting diameter: 3-42mm
- Auto-open function
- Packed by double blister

## Steel Measuring Tape

EMTP25201

[15307080]



Continuous Marking Blade

### DESCRIPTION:


- Double Button
- All Rubber Cover
- Self Lock Function
- Metric & Inch

|                 |           |
|-----------------|-----------|
| Length & Width: | 5m x 25mm |
|-----------------|-----------|

## Magnetic Welding Holder 7pc Set

EMWH7002

[15308000]



### DESCRIPTION:

- Packed by double blister

|                 |   |
|-----------------|---|
| Specifications: | 4" x 1pc<br>3" x 2pcs<br>Mini Magnet x 4pcs |
| Pull Force:     | 50lbs (4")<br>25lbs (3")<br>10lbs (Mini)    |
| Angles:         | 45°, 90°, 135°                              |
| Material:       | Magnet and Steel                            |

**Face Shield**  
EFSD0101

[15308020]

**DESCRIPTION:**

- Impact resistant visor
- Brim protects forehead from outside injury
- Headgear has adjustable knobs, with antibacterial sweatband
- Packed by label

**Safety Goggles with Adjustable Strap**  
ESGG0101

[15308025]

**DESCRIPTION:**

- Plastic Protective Eye Wear
- Adjustable Strap




# Electrical Hand Tools

## Insulated Combination Pliers

EPLRC0631

[15307025]



### DESCRIPTION:


- Black finish and polish
- Insulated handle

|                      |       |
|----------------------|-------|
| Stand High Pressure: | 1000V |
| Size:                | 160mm |

## Insulated Long Nose Pliers

EPLRL0831

[15307026]



### DESCRIPTION:


- Black finish and polish
- Insulated handle

|                      |       |
|----------------------|-------|
| Stand High Pressure: | 1000V |
| Size:                | 200mm |

## Insulated Screwdriver

ESDRJ4100

[15307023]



### DESCRIPTION:

- Round Shank

|                      |       |
|----------------------|-------|
| Stand High Pressure: | 1000V |
|----------------------|-------|



# EMTOP

— MAKING A DIFFERENCE —

*All Emtop power tools are covered by a 1 year warranty along with parts & after sales service*





DISTRIBUTED BY A.S. BRYDEN & SONS (TRINIDAD) LTD

Follow **BRYDENS HARDWARE** on



Follow **EMTOP TRINIDAD AND TOBAGO** on





**A.S. Bryden & Sons (Trinidad) Ltd**  
**2021**